

Key	Part	Description	Key	Part	Description
1	R6E4	Spindle Screw Set	15	R6J6	Spindle Washer
2	R6Q1	'O' Ring	16	R7M4	Drag Pawl Post
3	R4F6	Handle Set	17	R7J4	Drag Pawl
4	R4M3B	Handle Plate	18	R5G3	Drag Pawl Spring
5	R4F6	Handle Set	19	R5K1	Drag on/off Cam
6	R4M3A	Handle Plate	20	R7K10	Drag on/off Lever – Activ
7	R7D5	Drag Star Nut	21	R1A	Reel less Spool
8	R7B/C12	Drag Washer Set	22	R5E10	Fish Alert
9	R4B	Spool with Handles	23	R2G13	Base Lock Spring
10	R7L1	Silent Drag Cam	24	R6F3	Dome Nut
11	R5B5	Fish Alert Wheel	25	R2DEF2	Base Bolt
12	R7H1	Friction Tube Washer	26	R2H2	Base Lever & Rivet
13	R7A3	Friction Tube	27	R2A2	Index Plate Assembly
14	R6A12	Spindle			



65GDR



CONGRATULATIONS and thank you for purchasing one of our Australian made rock series as your choice of fishing reel. These reels are constructed from the highest quality materials to ensure your reel will last for many years.

Plus, all these other advantages -

Long, accurate casts: Now, with only the minimum of practice you will be able to cast further and more accurately than ever before.

Control large fish with ease: Powerful one-to-one direct wind means you only need about a quarter of the effort required to lift a similar weight on a spinning reel.

You can fish harder and longer: Simple, rugged construction means you can forget that fiddly maintenance, because your Alvey reel will resist the effects of saltwater and sand.

Special Features

- Rapid Retrieve Handle System
- Graphite Back
- Direct Wind with Large Handles
- Powerful One Way Drag
- Fibreglass Spool

More comfortable fishing: Low winch-mount rods let you fish with your arms in a relaxed position.

No line twist: Use a small free-running swivel as the last piece in any rig and you'll minimise any line twist. (See illustrations inside)



Alvey 10 Year Guarantee: Any faulty Alvey part or reel will be replaced at no charge providing the manufacturer finds the part or reel has had normal usage and attention.

Reel Icon Pty Ltd Trading as
Alvey Reels Australia ABN 57 625 261 707
2-6 Antimony Street Carole Park Qld 4300
t: +61 7 3271 2844 f: +61 7 3271 2451

For more hints and tips on maintenance, please visit the **spare parts** page at www.alvey.com.au
e: info@alvey.com.au
#alveyreels

Recommended Line Size

Your 65GDR reel will hold approximately 650 metres of 9 kg line. If fishing near rocks or other hazards use heavier line to help avoid line breakage.

Filling the Spool with Line

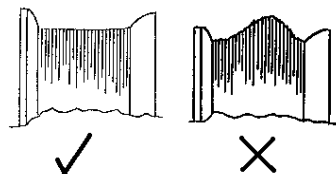
Always take the line from the front of the dispenser, never the side.

Wind firmly and evenly onto the spool, spreading the line with your fingers to give a smooth casting base.

Never stretch a nylon monofilament onto a spool; when it goes back to its original length it will exert strong enough crushing action to damage your spool.

Never allow loose coils to develop on your spool through careless uneven winding.

Adopt the habit of applying light finger tension when retrieving line and spread evenly over its bed.



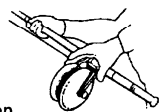
Selecting a Rod

Your rod and reel outfit should be balanced so you can hold it comfortably over long periods. A matched set, which has a point of balance where it's held in the left hand, will give you the most comfortable posture. The ideal rod for this reel should be 3.3 to 4.8m in length.

The use of a short butt brings the reel into a natural position for rewinding with your elbows at your side and without strain.


The Simple method for LONG DISTANCE SURF CASTING With the world's best side-cast reel – ALVEY!

1. To begin, place fingers of left hand on spool lip and thumb on release lever. Press lever... turn spool



2. Turn spool a full quarter to open-face casting position.


3. Release line from open runner. Restrain line with thumb on spool.



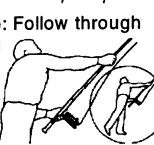
4. Casting position: Arms high rod held over shoulders, reel above rod.



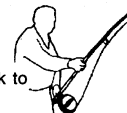
5. Casting action: Punch hard with right hand, pull downward with left hand.



6. Casting drive: Follow through while releasing line grip as power is applied. Rod butt must clear left leg.



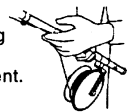
7. End of cast: Trap line at reel base. Turn drum back to fishing position.



8. Return line to open runner.



9 & 10 A comfortable fishing position makes hooking, playing or landing a fish more efficient.



If you're left-handed simply carry out above instructions the other way round.

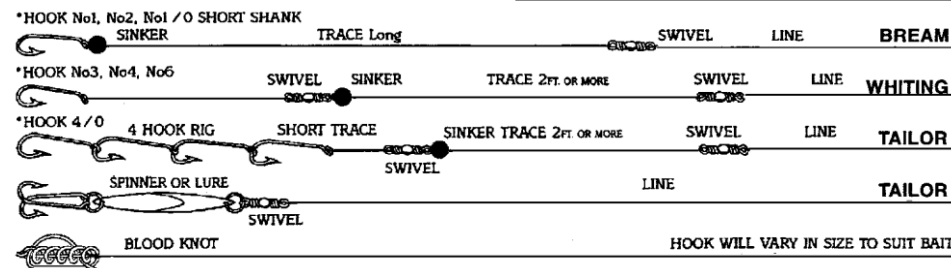
Rigs & Swivels

When used properly a brass swivel is a very inexpensive and efficient way to keep a fishing line in good condition. Curls and twists in a line can be caused by many things, but can be kept to a minimum by the correct use of a swivel

Swivel Sizes

Line breaking strain	Swivel size
1 – 5 kg	No 14
5 – 8 kg	No 12
8 – 15 kg	No 10
15 – 20 kg	No 9

Swivel must be above sinker



65GDR



One Way Drag Models

The one-way series of reels allows line to be released under a pre-set pressure. The extra advantage, for rock fishing in particular, is that you have the ability to override the drag setting as the handles are attached directly to the spool. This will provide you with maximum winding power when needed without the worry of the clutch slipping. The position of the star on the front of the reel also allows easy adjustment while playing a fish.

Rapid Retrieve

The Rapid Retrieve Handle plate system is fitted to your new Alvey reel. How the system works is when you wind with the smaller close in handle on the plate you can achieve up to 35% increase in recovery rate as against the normal powerful 1:1 outer winding handle. The Rapid Retrieve system is great if you get baited after casting out or you occasionally enjoy throwing out a lure instead of a pilchard.

The big advantage of fishing with a 65GDR Alvey reel is that the handles are attached directly to the spool providing you with maximum winding power when needed without the worry of the clutch slipping. For instance, winding a fish up a rocky ledge or stopping a big fish before it gets you into a snag.

Fish Alert

When leaving the rod and reel unattended, activate the fish alert on the back of the reel. If a fish takes line a warning noise will be heard.

Maintenance

To lubricate your reel, remove the spindle screw and put 4 to 5 drops of light machine oil down the hole. Then lightly oil the handle, index mechanism and drag pawl. After each day of fishing relieve the drag tension, wash off salt and sand and lubricate as above before storage.